
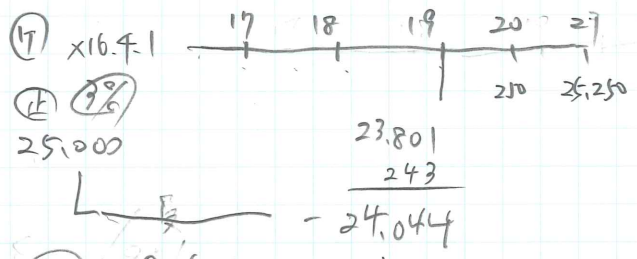


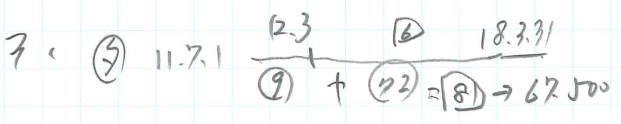
② c 1,000 / 小売店 c 1,000



④ 16 < 11 632



⑦ 956 - 625 = 331



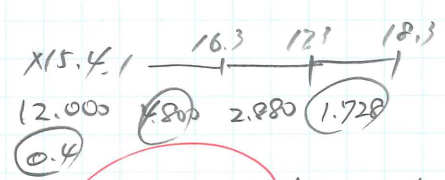
67,500 ÷ 81 × 360 = 300,000

⑭ 10,000 / ⑮ 10,000

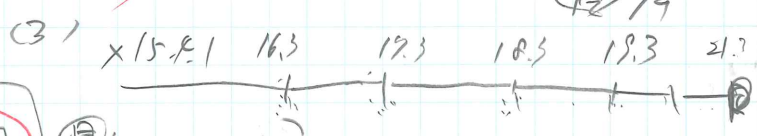
222,500 > 221,000

⑯ 7-116 / ⑰ 7-116

⑱ 1,296



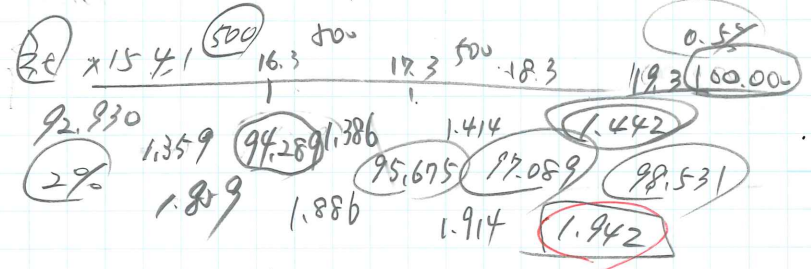
⑳ 1,296 / ㉑ 1,296



㉗ 100,000

㉘ 92,970 (32)

㉙ 7,070 (39/c)




㉟ 7.0% → 5,656

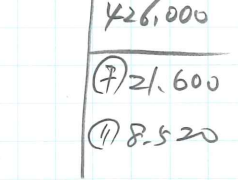
㊱ 5,656 / ㊲ 42,828

㊳ 80,000 / ㊴ 42,828

㊵ ① ②



㊷ ②



① 000 + 7,800

㊺ 33,500

㊻ 109,622 - 7,365 + 360

㊼ 5,426 + 2,387